

WELCOME

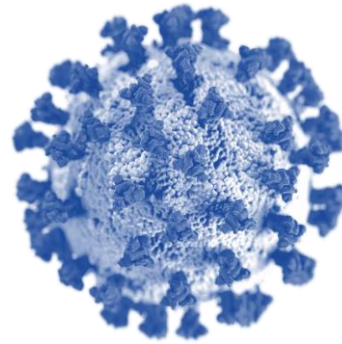
Annual General Meeting 2021

entry to Atul Complex

Pandemic




Global impact



Corona virus



Safe working at factories



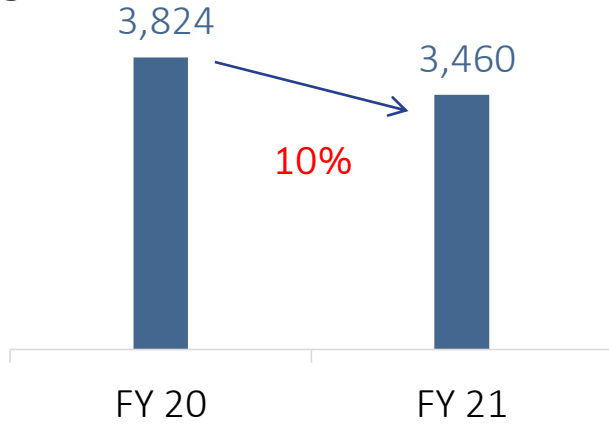
Work from home



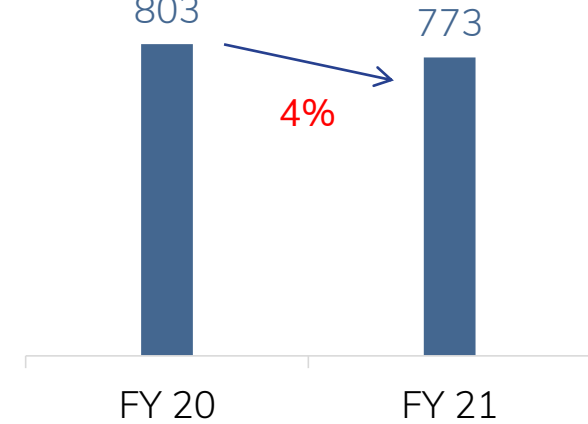
Safe working in the offices

2020-21 Financials

Sales



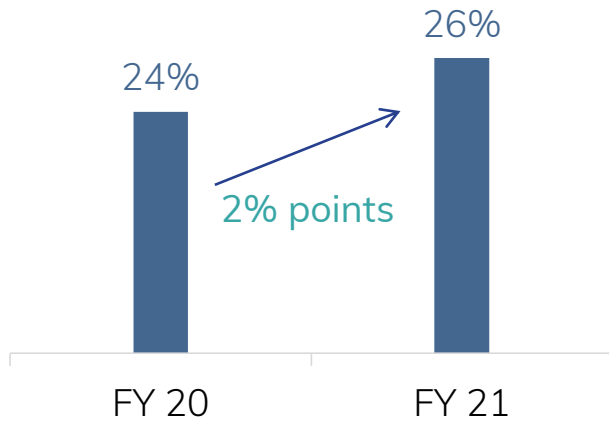
PBT



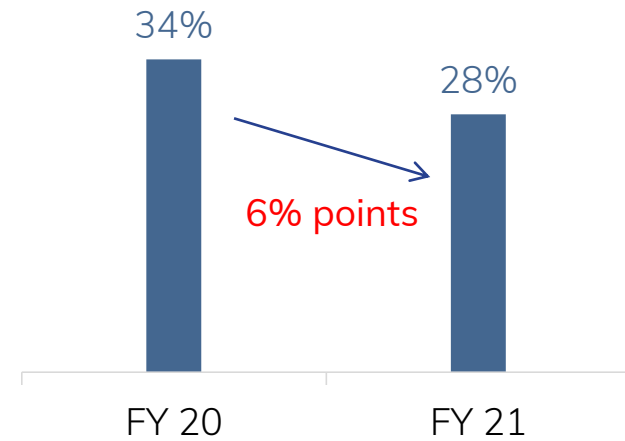
₹ cr



EBIDTA %

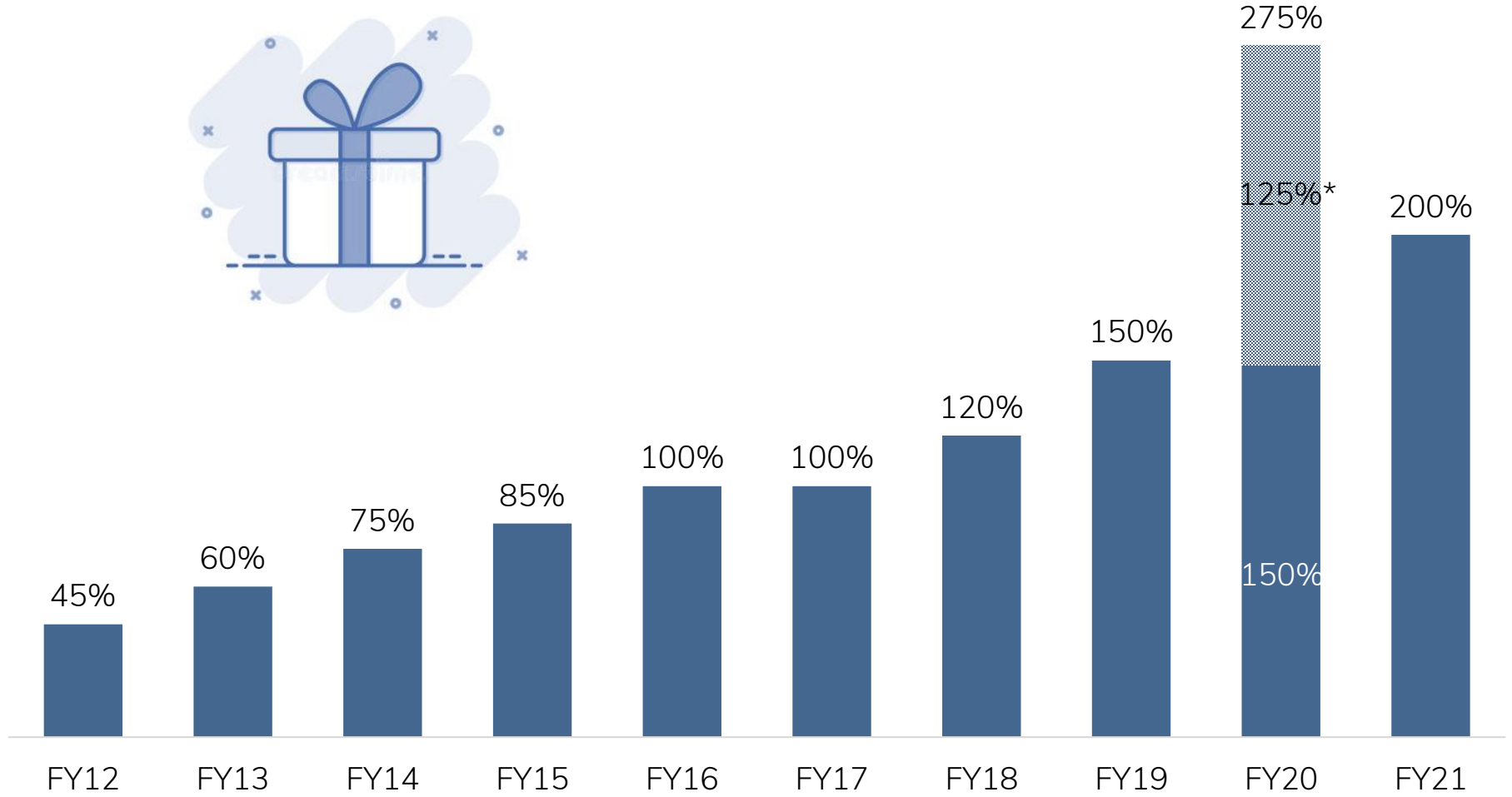


RoCE %



FY21 – excluding one-time dividend income of ₹ 55 cr

Dividend

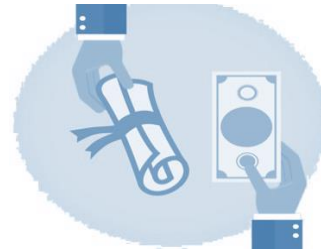


* special dividend to commemorate 125th birth anniversary of the Founder

Buy-back of equity shares

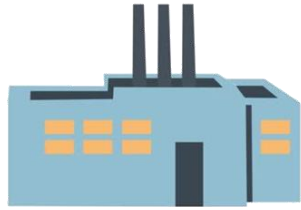


number
~ 75,000



amount
~ ₹ 50 cr

Sales potential



investment of
~ ₹ 1,500 cr

+



improve
capacity utilisation

→



sales of
~ ₹ 6,000 cr

Zero liquid discharge



Atul, Ankleshwar site



Atul, Tarapur site



Atul, North site



Atul, South site

Zero liquid discharge



Anaven LLP



Rudolf Atul Chemicals Ltd



Atul Bioscience Ltd (Ambernath)



Amal Ltd

Amal Ltd



expansion under implementation | 2020-21 sales: ₹ 30 cr

Anaven LLP



investment: ₹ 230 cr (commissioned in Mar 21), sales potential: ₹ 160 cr

Atul Bioscience Ltd



Ambernath

investment: ₹ 110 cr, sales potential: ₹ 270 cr

Atul Rajasthan Date Palms Ltd



production under stabilisation



investment: ₹ 22 cr (completed), ₹ 16 cr (underway), sales potential: ₹ 85 cr (2020-21 sales: ₹ 38 cr)

Rudolf Atul Chemicals Ltd



completion of 10 years of partnership

Financials of subsidiary, joint venture and associate entities (manufacturing)*



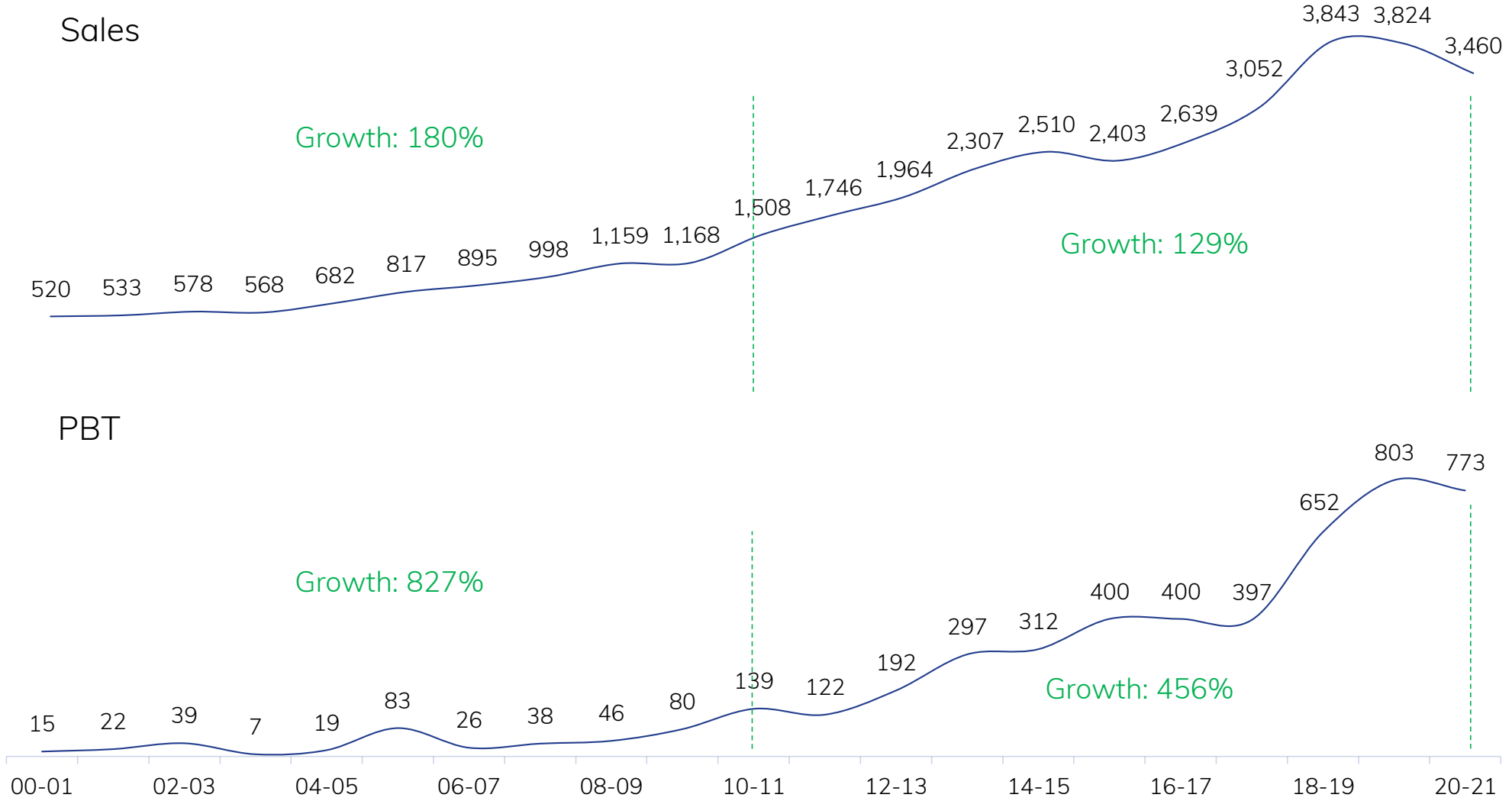
₹ cr

	2020-21	2019-20
Revenue	303	244
EBIDTA	68	51
EBIDTA %	22%	21%
PBT	46	30
PAT	35	23

Sales potential on completion of projects under implementation: ₹ 800 cr

Performance trend

₹ cr



It is not what we do once in a while that shapes our lives; it is what we do consistently.

Tony Robbins

Initiatives



People



Processes



Free cash flow

Q1 financials



₹ cr

	2021-22	2020-21	
	Q1	Q1	Q4
Sales	1,025	589	1,063
EBIDTA %	23%	25%	24%
PBT from operations	205	117	224
PBT	210	153	226
PAT	156	117	169
RoCE %	37%	32%	44%

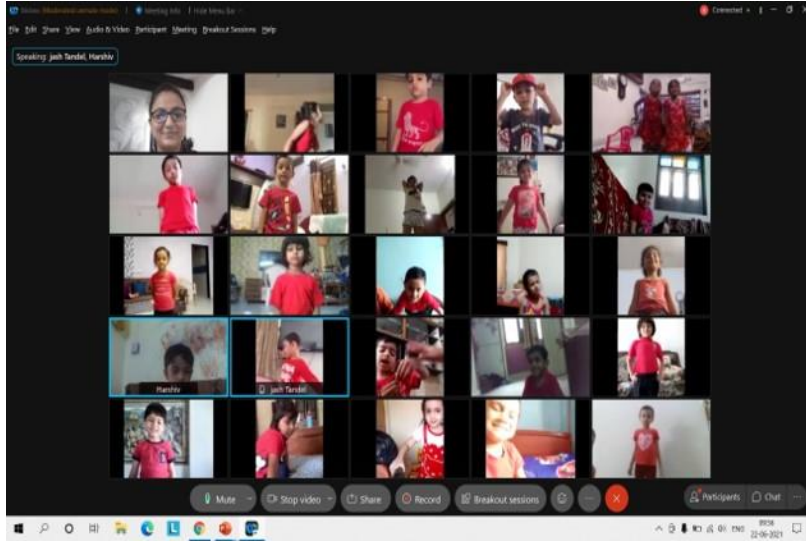
Q1 financials subsidiary, joint venture and associate entities (manufacturing)*



₹ cr

	2021-22		2020-21	
	Q1	Q1	Q1	Q4
Sales	93	48		81
EBIDTA %	12%	22%		18%
PBT	6	5		9

Atul Foundation



Online education



Ankur – a project of Atul Foundation to nourish the mind and body

Team Atul



Key stakeholders



customers



communities



shareholders



team members



suppliers

Stay updated



www.facebook.com/atulltd

The image shows a screenshot of the Facebook profile page for Atul Ltd. On the left is a navigation menu with options: Home, Posts, Jobs, Events, Reviews, and Videos. The profile header includes the Atul logo, the name 'Atul Ltd' with a verified badge, and the handle '@AtulLtd'. The main content area features a cover photo with a line-art illustration of a scientist using a microscope, laboratory glassware, and a stack of books with a plant growing from them. Below the cover photo, it says 'SINCE 1947'. There are buttons for 'Liked', 'Follow', 'Share', and 'Send Message'. At the bottom, there are buttons for 'Create', 'Live', 'Event', 'Offer', and 'Job', along with a business category 'Chemical Company in Valsad' and an 'Open Now' button.

miles to go ...

| questions and answers |